



LITTLE FLOWER CHILDREN SCHOOL-BALLIA



Affiliated to CBSE New Delhi [10+2]



The time to cheer aloud,
The time when you can play,
On the beach with your loved ones,
And do what your heart say,
There is no one to see here,
There is nothing as such to see,

Only the sunlight passing the home,
And clear blue sky as can be,
Summers are finally here,
So have a good summer time,
As it's the most amazing time
Happy Summer Time.

Session:2024-25

Class: 5th

Passport Size
Paste Photo

Students Name _____

Roll No: _____

Section: _____

Holiday Homework

NOTICE

NOTICE NO: lfcs/May/09/2024

Date:18/05/2024

Dear Parents,

Vacation is an excellent time to learn new skills It is a welcome break for the children to enjoy and explore things in their own way. Just the right time to let the children do some creative work.

Here are some interesting and fun-filled assignments for the children to learn and keep them occupied during the holidays. These assignments have been designed to ensure that the children enjoy and learn at same time, we would appreciate if the children do the assignments on their own. Help and guidance may be given wherever required. Let's work together towards the betterment of the students. **Exciting Prizes will be provided to the best five Holiday Assignments.**

Happy Holidays

General Instructions that are to be followed:

1. This is to notify that the school announce Summer Vacation 2024 from 20th May 2024 to 30 June 2024. The classes will resume on 1 July 2024, Monday. as usual.
2. Summer Vacation Home Assignment is available at our website [Website:www.lfcsballia.co.in](http://www.lfcsballia.co.in)
3. Office will remain open from 8:00 am to 1:00 pm during summer vacation.
4. The Holiday Home work is to be done neatly with relevance to the question asked and to be submitted to the subject teacher at the time of reopening of the school i.e. 1 July 2024.
5. Mock test Result Distribution will be held on 24-05-2024,timing 9 am to 12 Noon. Scholarship will be awarded to the Toppers of AISSE exam 2024 on 24th May 2024, Friday at 11 am.
6. Download the holiday homework pages and complete the task.
7. Handwriting should be neat and legible.
8. All the subject holiday homework should be done in Holiday home work copy / given worksheet.
9. The holiday homework would be graded.
10. The work should be original and not copied from internet.
- 11.The assignments should be submitted to the respective subject teachers. Surprise recapitulation will be done by the teachers in the month of July.
12. Encourage your ward to do the assigned holiday homework independently.

Summer Tips to be followed:

1. A healthy mind resides in a healthy body"- Pay attention to your health, go for morning and evening walks, drink lots of water, avoid the consumption of junk food, eat healthy and stay healthy.
2. Open your mind for reading newspapers, novels, blogs and stories that will help you in increasing your vocabulary.
3. Indulge yourself into activities like cooking, singing, dancing, aerobics, cycling, trekking, swimming, art and craft, river rafting and gardening. And share your experience with your family and friends.
4. Spend quality time with your grandparents and parents, talk to them regarding their experience of school.

Thanks & Regards

LFCS BALLIA

EXPLORE NATURE

Let's explore nature by accompanying our grandparents/ parents to a morning/ evening walk and observe various animals, birds and plants.

- On the walk, collect dry leaves of varied shapes and be creative with them.
- Make a small nest with dry twigs, branches etc.



- Listen to the various sounds and chirping of birds and try to recognize them.

FAMILY BONDING TIME

Spend quality time with your family and help them to:

- Lay the table.
- Assist in kitchen.
- Learn 2 new indoor games.
- Use 3 magical words - Thank You, Please, Sorry.



VISIT TO A VILLAGE

Let's visit a village nearby and know about the roots of our countryside:

- Find out the crops that are grown.
- Sources of water used for cultivation.
- Make one related drawing on A4 sheet.



activity TIME

- **MAGIC COASTER**

Let's make a coaster with hand printing and get it laminated (size: 4"x4")



- **BIRD FEEDER**

To inculcate the habit of helping the birds around us, let's make a bird feeder with a waste water bottle.



- **FINGER PUPPETS**

It's time to be creative, have fun and to tell a story with self designed finger puppets.

- **ROCK PAINTING**

Let's collect small pebbles/ stones and paint them to give a vibrant look.



- **ADOPT A PLANT**

As we are growing up, so it's time to take up a responsibility. Let's adopt and take care of a plant and take it's before and after picture.



- **MAKE BOOKMARKS**

Let's read atleast two story books and make two bookmarks for them.

ENGLISH

- 1- Learn poem and write summary.
- 2- Do 6 page cursive writing in the book.
- 3- Make two charts of adjective and suffix.
- 4- Design and make on greeting card for your mother.
- 5- Make a word building file of 50 words from your book.
- 6- Practice loud reading with attention to proper pronunciation, punctuation and expression
Daily read a page of any book of your choice.

HINDI

- 1- दस पेज सुलेख अपनी हिंदी के अमरत्व पाठ्य पुस्तक से लिखें।
- 2- पाठ 1 से 5 तक अमरत्व पाठ्य पुस्तक को पढ़कर कठिन शब्दों को कॉपी में लिखकर याद करें।
- 3- किन्ही 10 शब्दों के पर्यायवाची शब्द, विलोम शब्द, एवं मुहावरे का अर्थ तथा वाक्य प्रयोग लिखकर याद करें।
- 4- कुछ स्वतंत्रता सेनानियों का चित्र एकत्रित कर उसे चार्ट पेपर पर चिपकाएँ एवं किसी एक पर लेख लिखें।
अथवा
प्रदूषण विषय पर चित्र सहित परियोजना तैयार करें व चार्ट बनाएँ।

MATH

- 1- Learn and write table 2 to 20 (2 time)
- 2- Make chart of Indian number system and international number system.
- 3- Paste any five mathematical shapes and write there name.

SCIENCE

- 1- Paste 5 fallen dried leaves and write their names. (File work)
- 2- In the starting of summer vacation plant a seed in a pot and observe it during the summer vacation & note down your observation in an A4 size sheet.
- 3- Paste Hibiscus flower & label its parts in an A4 size sheet.
- 4- Read lesson 1 to 4 from your textbook.
- 5- Learn all question & answers of lesson 1 & 2.

SOCIAL SCIENCE

- 1- Identity and write all continents name in world map.
- 2- Read Lesson 1 to 5 from your Text book.
- 3- Learn all questions and answers of lesson 1 to 3.



COMPUTER


- 1- Make a drawing of control Panel (Category list) and write the all services name.
- 2- Define the following:-
 - ❖ Margin
 - ❖ Decrease Indent
 - ❖ Increase Indent

G.K.

- 1- Make chart for seven wonders of the world.
- 2- Make list of 10 renewable & 10 non – renewable resources in an A4 size sheet.
- 3- Make a chart for country name with their capital and currency.
- 4- Learn chapter No. 2 1 to 15.

*****BEST OF LUCK*****

CLASS: V

Subject	Assignment
English	<p>“Holidays are not only meant for relaxation and fun but also for self-improvement and growth. Embrace the opportunity of holiday homework to ignite your curiosity, expand your knowledge, and unlock your potential.”</p> <p>ACTIVITY 1</p> <p>Document your summer break in a diary. Try to include something for every day during summer holidays like fun activities, hobbies, chores, books you read, outings etc. Write five – six lines in your daily diary and draw caricatures and line drawings to make your diary look attractive and illustrative. Try and do something new that is worth jotting down.</p> <p>Some ideas are:</p> <ul style="list-style-type: none">• Draw or paint a picture of whatever you do• Draw the weather of that day• Close your eyes and draw how you feel• Take a photo• Collect a memento e.g. a ticket, a receipt, a food packet, newspaper, a leaf, a stone• Draw a list of the music you listened to / books you read / games you played• Make a collage of something you are looking forward to• Make a picture of the tastiest food you ate – try using something unusual in a collage like pasta, lentils or cut up food packaging• Listen to the noises outside and draw what you think you can hear, imagine.  <p>_____</p> <p>ACTIVITY 2</p> <p>(a) On a A4 sheet, draw and colour (or) cut and paste pictures of at least 5 useful inventions/objects based on artificial intelligence.</p> <p>(b) Artificial Intelligence has made our life very comfortable but it has some drawbacks too. Write a paragraph in about 60 to 80 words on “Disadvantages of Artificial Intelligence”</p>



ACTIVITY 3

Maintain a 100 pages single ruled notebook and practise cursive handwriting, DAILY ONE PAGE.

READING IS FUN

Try to read the suggested books:

1. Charlie and the Chocolate Factory – Roald Dahl
2. The Blue Umbrella – Ruskin Bond

Rubrics -10 M

Presentation and Creativity - 5M & Content- 5M

Mathe matics


Activity :1

MAKING BEAUTIFUL PICTURES USING FRACTIONS

Make any two beautiful patterns using colour paper cut outs of fractions ($\frac{1}{8}$, $\frac{1}{4}$, $\frac{1}{2}$,...)

on an A4 sheet.

Example:



ACTIVITY-2

DRAWING A PICTOGRAPH

* Collect the Data –(The number of plants grown) from five families in your locality and Represent it in Tabular form as given below. (SDG-15 LIFE ON LAND)

* Draw a pictograph for the Data using appropriate scale.

* Draw the above Table on an A4 sheet .

Flat No/ House no	Number of plants grown in their House
1	
2	
3	
4	
5	

RUBRICS

Activity 1 : 4 marks

Activity 2 : 5 marks

Presentation and cover page : 1 mark

EVS

Water is the driving force of all nature. – Leonardo da Vinci.



Every drop of water on the planet is precious. Fresh water is crucial for drinking, washing and growing food. But the increasing population may push the planet towards a thirstier future. It has been predicted that by 2050, half of the World's population may no longer have safe drinking water. To manage competing demands for freshwater we should work with nature rather than against it.

A household water audit is an assessment of how much water is used and how much water can be saved at home.

Conducting a water audit involves calculating water use and identifying simple ways for saving water in the home.

Write a report on “Home Water Audit” in the below-given format in A4 Sheets. Calculate your family’s total water usage per day. Observe the usage of water and note the readings in the below-given format for a week.

1. Type of House: Apartment/ Independent

2. No. of family members:

3. Water supply source: Municipal / Borewater

4. Total no. of Liters water storage per day in the overhead tank:

	<i>WATER USED IN LITERS BY YOUR FAMILY</i>							
Task	Monday	Tuesday	Wednesday	Thursday	Friday	Saturday	Sunday	Total
Washrooms								
Kitchen								
Washing machine								
Watering plants								
Other usage								
Leakages observed								
The average usage of water per day in litres								

- Using the above table calculate the average water consumption for each family member.



2. It is estimated that a person's average consumption in an Indian city is 135 litres per head daily. Analyze whether the usage of water is according to the needs.
3. If the average consumption of water is more than 135 litres per person, have you suggested to your family members any measures to conserve water? Write in your report.
4. What were the benefits of conducting a water audit? How did it help your family?

Remember that water today costs very less. In the next few years, we may have to pay a huge amount per litre. If we do not plan how to use water. Plan for water audit now and conserve water for the future.

Rubrics:

- i. Creativity - 2 Marks
- ii. Punctuality - 2 Marks
- iii. Neatness - 2 Marks
- iv. Content - 4 Marks



II
Language
Hindi

भारत अनेकता में एकता के लिए प्रसिद्ध है, जहाँ अनेक जाति, धर्म संप्रदाय के लोग सद्भाव के साथ रहते हैं। इसी भारत देश में **तेलंगाना** नामक राज्य भारत के दक्षिणी भाग में स्थित है और **झारखंड** भारत के पूर्वी भाग में स्थित है। दोनों ही राज्य बहुत सुंदर हैं।

अतः ग्रीष्मकालीन अवकाश में आप सभी विद्यार्थियों से आशा की जाती है कि आप



इन दोनों राज्यों के खान - पान तथा वेश -



भूषा

के बारे में जानकारी प्राप्त करके उनके बारे में पाँच - पाँच वाक्य चित्र सहित लिखिए। इस परियोजना

को आप रंगीन A4 शीट या रंगीन चार्ट पर बनाइए।

निर्देश :- Instructions to do the project work .

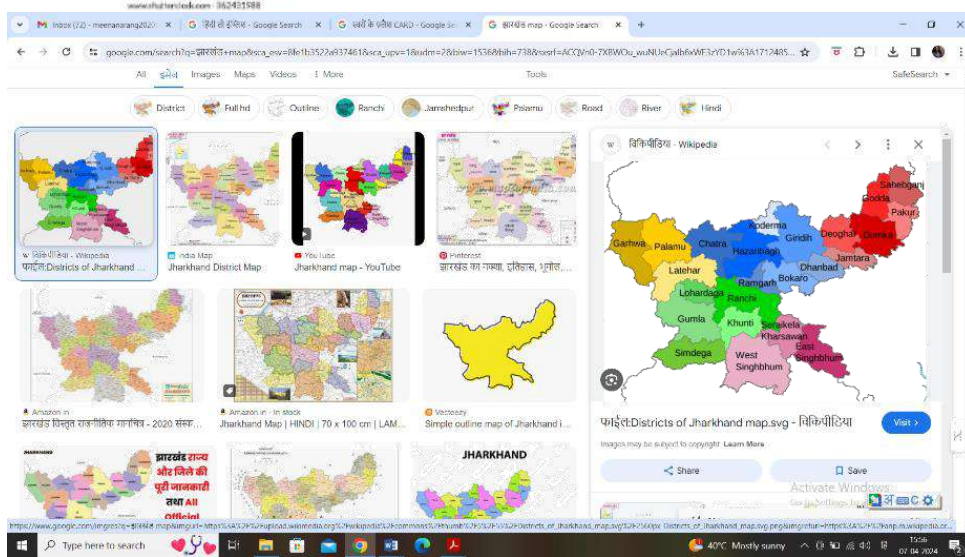
- 1- प्रस्तुतिकरण आकर्षक एवं सुंदर लेख में होना चाहिए।
- 2- आवश्यकतानुसार चित्रों (pictures) का समावेश किया जाना चाहिए।
- 3- आप एकत्रित जानकारी रंगीन A-4 शीट या चार्ट पेपर पर हस्तलिखित (handwritten)

रूप में जमा कर सकते हैं। (कुल पृष्ठ संख्या-5 से अधिक न हो)

- 4- एक रंग - बिरंगा आवरण पृष्ठ (Cover Page) पर अपना पूरा नाम, कक्षा व रोल नंबर

अवश्य लिखें।

उदाहरण (EXAMPLE)



निम्नलिखित विधिसूचक निर्देशों (Rubrics) के आधार पर परियोजना का आकलन किया जाएगा ।

कुलांक(Total)	विषय वस्तु (content)	भाषा (language)	आवरण -पृष्ठ (cover page)	चित्रात्मक प्रस्तुति (picture presentation)	समग्र प्रस्तुतिकरण (overall presentation)
10 M	2 M	2 M	2 M	2 M	2 M

Learning Objectives:-

1. इस परियोजना का उद्देश्य छात्रों में भारत देश की 'अनेकता में एकता' की भावना को सुदृढ़ बनाना है।
2. छात्रों को विभिन्न राज्यों की संस्कृति से अवगत होने का अवसर प्रदान कराना है।

Learning Outcomes:-

1. इस परियोजना से छात्र भारत के राज्यों के खान-पान, वेश-भूषा आदि के बारे में रोचक बातों को पता लगाने में सफल होंगे।
2. छात्रों में अनुसंधान तथा प्रस्तुति कौशल का विकास होगा।